



Traceability Matrix Report




 +41435080794

 Malta, Giuseppe Cali Street, Ta'Xbiex, XBX

#	Objective	Issues	Device / Browser	Device / Browser	Device / Browser	Device / Browser	Device / Browser
			Build / Version	Build / Version	Build / Version	Build / Version	Build / Version
			Tester name	Tester name	Tester name	Tester name	Tester name
1	Section 1 of the test cases	№1 №2 №3	Failed	Failed	Failed	Failed	Failed
2	Section 2 of the test cases	№4 №5 №6 №7	Failed	Failed	Failed	Failed	Failed
3	Section 3 of the test cases		Passed	Passed	Passed	Passed	Passed
4	Section 4 of the test cases	№8	Passed but	Passed but	Passed but	Passed but	Passed but
5	Section 5 of the test cases		Passed	Passed	Passed	Passed	Passed
6	Section 6 of the test cases		Unchecked	Unchecked	Unchecked	Unchecked	Unchecked
7	Section 7 of the test cases		Unchecked	Unchecked	Unchecked	Unchecked	Unchecked
8	Section 8 of the test cases		Unchecked	Unchecked	Unchecked	Unchecked	Unchecked
9	Section 9 of the test cases		Unchecked	Unchecked	Unchecked	Unchecked	Unchecked
10	Section 10 of the test cases		Unchecked	Unchecked	Unchecked	Unchecked	Unchecked

Checklist



#	Objective	Comments / Issues	Device / Browser	Device / Browser	Device / Browser	Device / Browser	Device / Browser
			Build / Version	Build / Version	Build / Version	Build / Version	Build / Version
			Tester name	Tester name	Tester name	Tester name	Tester name
Section 1 (e.g. Header)							
HDR_001	Summary of the checklist item	№1	Passed but [1]	Passed but [2]	Passed but [3]	Passed but [4]	Passed but [5]
HDR_002	Summary of the checklist item	№2 №3	Failed [6]	Failed [7]	Failed [8]	Passed but [9]	Passed but [10]
HDR_003	Summary of the checklist item		Passed	Passed	Passed	Passed	Passed
HDR_004	Summary of the checklist item		Passed	Passed	Passed	Passed	Passed
HDR_005	Summary of the checklist item		Passed	Passed	Passed	Passed	Passed
HDR_006	Summary of the checklist item	№4	Blocked [11]	Blocked [12]	Blocked [13]	Blocked [14]	Unchecked
HDR_007	Summary of the checklist item		Passed	Passed	Passed	Passed	Unchecked
HDR_008	Summary of the checklist item		Passed	Passed	Passed	Passed	Unchecked
HDR_009	Summary of the checklist item		Passed	Passed	Passed	Passed	Unchecked
HDR_010	Summary of the checklist item		Passed	Passed	Unchecked	Passed	Unchecked
HDR_011	Summary of the checklist item	№5	Failed [15]	Failed [16]	Unchecked	Failed [17]	Unchecked
HDR_012	Summary of the checklist item	№6	Failed [18]	Failed [19]	Unchecked	Failed [20]	Unchecked
HDR_013	Summary of the checklist item	№7	Passed but [21]	Passed but [22]	Unchecked	Passed but [23]	Unchecked
HDR_014	Summary of the checklist item	№8	Passed	Passed	Unchecked	Passed but [24]	Unchecked
HDR_015	Summary of the checklist item		Passed	Passed	Unchecked	Passed	Unchecked
Section 2							

FTR_001	Summary of the checklist item		Passed	Unchecked	Unchecked	Unchecked	Unchecked
FTR_002	Summary of the checklist item		Passed	Unchecked	Unchecked	Unchecked	Unchecked
FTR_003	Summary of the checklist item		Passed	Unchecked	Unchecked	Unchecked	Unchecked
FTR_004	Summary of the checklist item		Passed	Unchecked	Unchecked	Unchecked	Unchecked
FTR_005	Summary of the checklist item		Passed	Unchecked	Unchecked	Unchecked	Unchecked

Test Cases



+41435080794

Malta, Giuseppe Cali Street, Ta'Xbiex, XBX

№	Summary	Preconditions	Test steps	Test data	Expected result	Issues	Comment	Device / Browser	Device / Browser	Device / Browser	Device / Browser	Device / Browser
								Build / Version	Build / Version	Build / Version	Build / Version	Build / Version
								Tester name	Tester name	Tester name	Tester name	Tester name
Section 1 (e.g. Header)												
SC1_001	Verify that User is redirected to the Test page after clicking the appropriate button from the main menu		1. Open the site 2. Click the "Test" button from the main menu 3. Pay attention to the page		The Test page is opened	Number of issue or issue link in bugtracking system if test case failed/blocked or has status Passed but		Passed	Passed	Passed	Passed	Passed
SC1_002	Test case summary	Preconditions if needed	1. Test step 2. Test step 3. Test step 4. Test step	Test data if needed	Expected behavior description	№1		Passed	Passed	Passed but [25]	Passed but [26]	Passed but [27]
SC1_003	Test case summary	Preconditions if needed	1. Test step 2. Test step 3. Test step 4. Test step	Test data if needed	Expected behavior description	№2 №3	Additional info	Passed but [28]	Passed but [29]	Failed [30]	Failed [31]	Passed but [32]
SC1_004	Test case summary	Preconditions if needed	1. Test step 2. Test step 3. Test step 4. Test step	Test data if needed	Expected behavior description	unable to check due to №4		Blocked [33]	Blocked [34]	Blocked [35]	Blocked [36]	Blocked [37]
SC1_005	Test case summary	Preconditions if needed	1. Test step 2. Test step 3. Test step 4. Test step	Test data if needed	Expected behavior description	№5		Passed	Passed	Passed	Passed	Failed [38]
SC1_006	Test case summary	Preconditions if needed	1. Test step 2. Test step 3. Test step 4. Test step	Test data if needed	Expected behavior description	№6	Additional info	Passed but [39]	Passed but [40]	Passed	Passed	Passed
Section 2												
SC2_001	Test case summary	Preconditions if needed	1. Test step 2. Test step 3. Test step 4. Test step	Test data if needed	Expected behavior description			Unchecked	Unchecked	Unchecked	Unchecked	Unchecked
SC2_002	Test case summary	Preconditions if needed	1. Test step 2. Test step 3. Test step 4. Test step	Test data if needed	Expected behavior description			Unchecked	Unchecked	Unchecked	Unchecked	Unchecked
SC2_003	Test case summary	Preconditions if needed	1. Test step 2. Test step 3. Test step 4. Test step	Test data if needed	Expected behavior description			Unchecked	Unchecked	Unchecked	Unchecked	Unchecked
SC2_004												
SC2_005												
		Passed	No defects were found after passing the test case									
		Failed	Defects were found in the main functionality of the test case (Actual result does not match the Expected result)									
		Passed but	Defects were found in the related functionality of the test case (e.g. low layout issue)									
		Blocked	The test cases can not be tested because the functionality cannot be reached due to some defect									
		Unchecked	The test case is untested									

List of issues



+41435080794

Malta, Giuseppe Cali Street, Ta'Xbiex, XBX

Bug #	Summary	Platform	Environment	Steps to reproduce and results	Defect type	Defect severity	Attachment	Tester	Additional info	Status	QA comment after bug recheck	Attachment after recheck
DD/MM/YY												
1	Bug report summary	Web	Win 10 / Chrome Win 10 / Firefox	Mouseover to see [41]	Functional	Blocker	Attachment			Open		Attachment
2	Bug report summary	Mobile	Pixel N1 / Android 9	Mouseover to see [42]	UI	Critical	Attachment			Duplicate		Attachment
3	Bug report summary	Desktop	Win 10 / Chrome Win 10 / Firefox Pixel N1 / Android 9	Mouseover to see [43]	UX	Major	Attachment			Closed		Attachment
4	Bug report summary	All platforms	Unchecked	Mouseover to see [44]	Enhancement	Minor	Attachment			By design		Attachment
5		Unchecked	Unchecked	Mouseover to see [45]	Unchecked	Low	Attachment			Reopen		Attachment
6		Unchecked	Unchecked	Mouseover to see [46]	Unchecked	Unchecked	Attachment			Fixed		Attachment
7		Unchecked	Unchecked	Mouseover to see [47]	Unchecked	Unchecked	Attachment			Need more info		Attachment
8		Unchecked	Unchecked	Mouseover to see [48]	Unchecked	Unchecked	Attachment			Unchecked		Attachment
9		Unchecked	Unchecked	Mouseover to see [49]	Unchecked	Unchecked	Attachment			Unchecked		Attachment
10		Unchecked	Unchecked	Mouseover to see [50]	Unchecked	Unchecked	Attachment			Unchecked		Attachment
DD/MM/YY												
11		Unchecked	Unchecked	Mouseover to see [51]	Unchecked	Unchecked	Attachment			Unchecked		Attachment
12		Unchecked	Unchecked	Mouseover to see [52]	Unchecked	Unchecked	Attachment			Unchecked		Attachment

Test Metrix

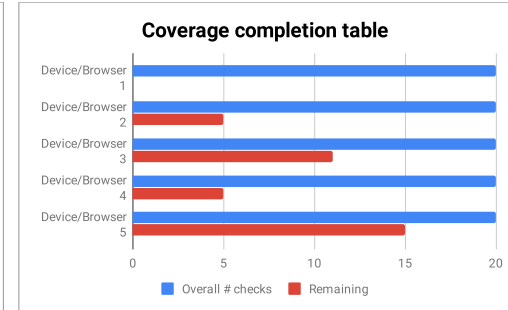
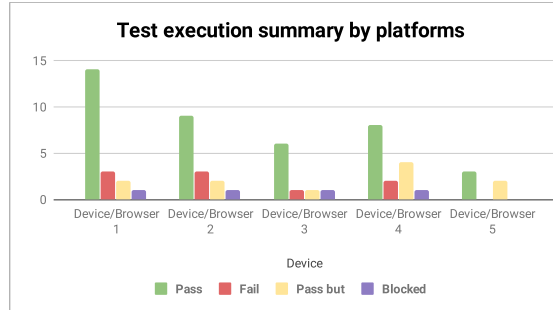


+41435080794

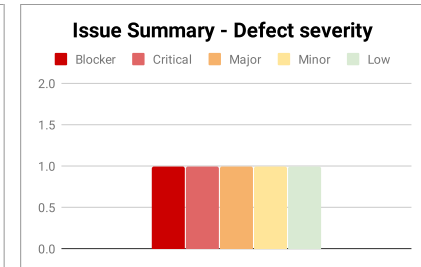
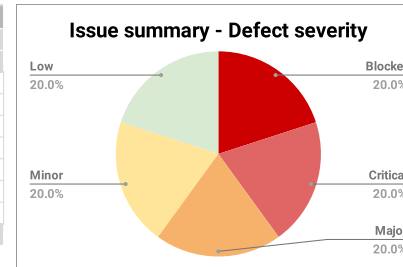
Malta, Giuseppe Cali Street, Ta'Xbiex, XBX

Coverage completion table (Checklist)					
Device	Device/Browser 1	Device/Browser 2	Device/Browser 3	Device/Browser 4	Device/Browser 5
Overall # checks	20	20	20	20	20
Remaining	0	5	11	5	15
Percentage	100.00%	75.00%	45.00%	75.00%	25.00%

Test execution summary by platforms (Checklist)					
Device	Device/Browser 1	Device/Browser 2	Device/Browser 3	Device/Browser 4	Device/Browser 5
Pass	14	9	6	8	3
Fail	3	3	1	2	0
Pass but	2	2	1	4	2
Blocked	1	1	1	1	0



Issues summary							
Issues by Platform		Defect type		Status (for dev team)		Defect severity	
Type	#	Type	#	Status	#	Severity	#
Web	1	Functional	1	Open	1	Blocker [53]	1
Desktop	1	UI	1	By design	1	Critical [54]	1
Mobile	1	UX	1	Reopen	1	Major [55]	1
All platforms	1	Enhancement	1	Fixed	1	Minor [56]	1
				Need more info	1	Low [57]	1
				Closed	1		
				Duplicate	1		



Test Plan

1 Introduction

The Test Plan has been created to communicate the test approach to team members. It includes the objectives, scope, schedule, risks and approach. This document will clearly identify what the test deliverables will be and what is deemed in and out of scope.

1.1 Objectives

The main objective of testing is to: assure that the system meets the full requirements, including quality requirements (functional and non-functional requirements) and fit metrics for each quality requirement and satisfies the use case scenarios and maintain the quality of the product. At the end of the project development cycle, the user should find that the project has met or exceeded all of their expectations as detailed in the requirements.

Any changes, additions, or deletions to the requirements document, Functional Specification, or Design Specification will be documented and tested at the highest level of quality allowed within the remaining time of the project and within the ability of the test team.

The secondary objectives of testing will be to: identify all issues and associated risks, communicate all known issues to the project team, and ensure that all issues are addressed in an appropriately before release.

1.2 Team Members

Role	Responsibilities	Staff Member
Project Manager	<ol style="list-style-type: none">1. Acts as a primary contact for development and QA team.2. Responsible for Project schedule and the overall success of the project.	
QA Lead	<ol style="list-style-type: none">1. Participation in the project plan creation/update process.2. Planning and organization of test process for the release.3. Coordinate with QA analysts/engineers on any issues/problems encountered during testing.4. Report progress on work assignments to the PM	
QA	<ol style="list-style-type: none">1. Understand requirements2. Writing and executing Test cases3. Preparing RTM4. Reviewing Test cases, RTM5. Defect reporting and tracking6. Defects rechecking and regression testing7. Preparation of Test Data8. Coordinate with QA Lead for any issues or problems encountered during test preparation/execution/defect handling.	

2 Scope

2.1 In Scope

The <system name> Test Plan defines the unit, integration, system, regression, and Client Acceptance testing approach.

The test scope includes the following:

- Testing of all functional, application performance, security and use cases requirements listed in the Use Case document.
- Quality requirements and fit metrics <system name>.
- End-to-end testing and testing of interfaces of all systems that interact with the <system name>.

2.1 Out of Scope

The following are considered out of scope for the Test Plan of the <system name> system and testing scope:

- Functional requirements testing for systems outside <application name>
- Testing of Business SOPs, disaster recovery and Business Continuity Plan.

3 Assumptions / Risks

3.1 Assumptions

This section lists assumptions that are made specific to this project:

- Business analyst and development team members will be available to provide support, training and defect resolution to the test team members as required.

3.2 Risks

The following risks have been identified and the appropriate action identified to mitigate their impact on the project. The impact (or severity) of the risk is based on how the project would be affected if the risk was triggered. The trigger is the event, which would cause the risk to become an issue to be dealt with.

#	Risk	Severity	Trigger	Mitigation Plan
1	Scope Creep – as testers become more familiar with the tool, they will want more functionality	High	Delays in implementation date	Each iteration, functionality will be closely monitored. Priorities will be set and discussed by stakeholders. All additional out of scope activities will be documented.
2	Changes to the functionality may require additional time because the already written test cases may become irrelevant	Medium	Big changes in the requirements	To estimate additional functionality separately and add it to the Test Plan with all artifacts (additional resources should be needed).
3	Weekly delivery is not possible because the developer/QA engineer should urgently work on another project or got sick.	Medium	Product did not get delivered on schedule	Replacement of the team members should be included in the plan before the project starts or immediately after its launch.

4 Test Approach

The project is using an agile approach, with weekly iterations. At the end of each week the requirements identified for that iteration will be delivered to the team and will be tested. The project is using an agile approach, with weekly iterations. At the end of each week the requirements identified for that iteration will be delivered to the team and will be tested.

Test cases will be created during exploratory testing.

Team also must use experience-based testing and error guessing using skills and intuition, along with the experience with similar applications or technologies.

4.1 Test Automation

Automated unit tests are part of the development process, but no automated functional tests are planned at this time.

5 Test Environment

As testing Environment, it was decided to test the Application on:

- Google Pixel (Android 9)
- Samsung Galaxy S8 (Android 8)
- iPad Air (iOS 11.3.1)
- iPhone X (iOS 12.0.1)
- Windows 10 / Chrome 71
- Windows 10 / Firefox 64
- MacOS 10.13 / Safari 11.1.2

as far as these combinations are the representatives of Android and iOS versions with different screen resolutions and most popular desktop browsers.

The special test tools that are required:

- Charles
- Fake location tool

Other testing needs:

- Bluetooth headset

6 Milestones / Deliverables

6.1 Test Schedule

Test schedule is described in the table.

Task Name	Start	Finish	Effort	Comments
Review Requirements documents			1 d	
Creating the testing documentation			2 d	
Functional testing + Compatibility testing			10 d	
Bug reporting				

Deploy to QA test environment			
Bug rechecking			
Regression testing			
Resolution of final defects			

6.2 Deliverables

Deliverable	For	Date / Milestone
Test Plan	Project Manager; QA Lead	
Checklist	All team members	
Test Cases	All team members	
Traceability Matrix	Project Manager; QA Lead	
Bug reports	All team members	
Test Metrics	All team members	
Final Reports	Project Manager; QA Lead	

7 TEST STRATEGY

7.1 QA role in test process

- Understanding Requirements:

- Requirement specifications will be sent by client.
- Understanding of requirements will be done by QA.

- Preparing Test Cases:

QA will be preparing test cases based on the exploratory testing. This will cover all scenarios for requirements.

- Preparing Test Matrix:

QA will be preparing test matrix which maps test cases to respective requirement. This will ensure the coverage for requirements.

- Reviewing test cases and matrix:

- Peer review will be conducted for test cases and test matrix by QA Lead.
- Any comments or suggestions on test cases and test coverage will be provided by reviewer.
- Suggestions or improvements will be re-worked by author and will be send for approval.
- Re-worked improvements will be reviewed and approved by reviewer.

- Creating Test Data:

Test data will be created by respective QA on client's developments/test site based on scenarios and Test cases.

- Executing Test Cases:

- Test cases will be executed by respective QA on client's development/test site based on designed scenarios, test cases and test data.
- Test result (Actual Result, Pass/Fail/Pass but/Blocked) will updated in test case document: QA will be logging the defect/bugs to the Bug tracking system. After this, QA will inform respective developer about the defect/bugs.

- Retesting and Regression Testing:

Retesting for fixed bugs will be done by respective QA once it is resolved by respective developer and bug/defect status will be updated accordingly. The regression testing will be done after the bug recheck.

7.2 Testing types

Functional Testing:

Testing conducted to evaluate the compliance of a component or system with functional requirements.

GUI Testing:

GUI testing will include testing the UI part of the system. It covers layout, error messages, spelling mistakes, GUI guideline violations.

Regression testing:

Testing of a previously tested component or system following modification to ensure that defects have not been introduced or have been uncovered in unchanged areas of the software, as a result of the changes made.

Usability testing:

Testing to evaluate the degree to which the system can be used by specified users with effectiveness, efficiency and satisfaction in a specified context of use.

7.3 Bug Severity Definition

The bug Severity levels will be defined as outlined in the following table below. Testing will assign a severity level to all bugs. The Test Lead will be responsible to see that a correct severity level is assigned to each bug.

The QA Lead and Project Manager will participate in bug review meetings to assign the priority of all currently active bugs.

Severity ID	Severity	Severity description
1	Blocker	This defect blocks a feature and doesn't allow to test/check functionality
2	Critical	It is a highly severe defect and collapses the system. However, certain parts of the system remain functional.
3	Major	The failed function is unusable but there exists an acceptable alternative method to achieve the required results
4	Minor	The defect that does not result in the termination and does not damage the usability of the system
5	Low	It won't cause any major break-down of the system, mainly cosmetic issue

Malta, USA, Ukraine

Website: <https://qarea.com/>

Phone: +41 43 508 07 94

Email: business@qarea.com